

ASME A112.6.7-2001

# ENAMELED AND EPOXY COATED CAST IRON AND PVC PLASTIC SANITARY FLOOR SINKS

AN AMERICAN NATIONAL STANDARD



The American Society of  
Mechanical Engineers



The American Society of  
Mechanical Engineers

A N A M E R I C A N N A T I O N A L S T A N D A R D

# ENAMELED AND EPOXY COATED CAST IRON AND PVC PLASTIC SANITARY FLOOR SINKS

Date of Issuance: June 29, 2001

This Standard will be revised when the Society approves the issuance of a new edition. There will be no addenda or written interpretations of the requirements of this Standard issued to this edition.

ASME is the registered trademark of The American Society of Mechanical Engineers.

This code or standard was developed under procedures accredited as meeting the criteria for American National Standards. The Standards Committee that approved the code or standard was balanced to assure that individuals from competent and concerned interests have had an opportunity to participate. The proposed code or standard was made available for public review and comment that provides an opportunity for additional public input from industry, academia, regulatory agencies, and the public-at-large.

ASME does not "approve," "rate," or "endorse" any item, construction, proprietary device, or activity.

ASME does not take any position with respect to the validity of any patent rights asserted in connection with any items mentioned in this document, and does not undertake to insure anyone utilizing a standard against liability for infringement of any applicable letters patent, nor assume any such liability. Users of a code or standard are expressly advised that determination of the validity of any such patent rights, and the risk of infringement of such rights, is entirely their own responsibility.

Participation by federal agency representative(s) or person(s) affiliated with industry is not to be interpreted as government or industry endorsement of this code or standard.

ASME accepts responsibility for only those interpretations of this document issued in accordance with the established ASME procedures and policies, which precludes the issuance of interpretations by individuals.

No part of this document may be reproduced in any form,  
in an electronic retrieval system or otherwise,  
without the prior written permission of the publisher.

The American Society of Mechanical Engineers  
Three Park Avenue, New York, NY 10016-5990

Copyright © 2001 by  
THE AMERICAN SOCIETY OF MECHANICAL ENGINEERS  
All Rights Reserved  
Printed in U.S.A.

## FOREWORD

The American National Standards Committee A112 was organized on July 27, 1955 for the purpose of standardization of plumbing materials and equipment. The first organizational meeting was held on July 22, 1958. At the meeting on May 1, 1964, Panel No. 21 was created to establish standards for roof drains, floor drains, backwater valves and other drainage specialties. Its scope was as follows: The recommendation of suitable existing standards in cooperation with interested sponsors, or the development of adequate new standards as needed for roof drains, floor drains, and other drains as used or installed in plumbing systems.

The A112 Committee undergoing a number of organizational changes over the years is currently identified as ASME Standards Committee A112. A112 Panel 21 Working Groups with the responsibility for drainage products were reorganized as Project Teams with sanitary floor sinks assigned to Project Team 6.7. The project team met twice for the purpose of developing this Standard including criteria from the International Association of Plumbing and Mechanical Officials (IAPMO) product standards PS-62, PS-83, and PS-84.

Suggestions for improvement of this Standard will be welcomed. They should be sent to The American Society of Mechanical Engineers; Attn.: Secretary, A112 Committee; Three Park Avenue; New York, NY 10016-5990.

This Standard was approved as an American National Standard on January 17, 2001.

# ASME STANDARDS COMMITTEE A112

## Standardization of Plumbing Materials and Equipment

(The following is the roster of the Committee at the time of approval of this Standard.)

### OFFICERS

**P. J. Higgins**, *Chair*  
**S. A. Remedios**, *Vice Chair*  
**C. J. Gomez**, *Secretary*

### COMMITTEE PERSONNEL

**R. H. Ackroyd**, Rand Engineering  
**J. C. Aiello**, Jacuzzi Whirlpool Bath  
**J. A. Ballanco**, JB Engineering & Code Consulting  
**S. L. Cavanaugh**, United Association  
**A. Cohen**, Arthur Cohen & Associates  
**N. Covino**, *Alternate*, American Standard, Inc.  
**P. V. DeMarco**, American Standard, Inc.  
**G. S. Duren**, Code Compliance, Inc.  
**R. Emmerson**, Chicago Faucets Co.  
**F. C. Evans**, Zin-Plas Corporation  
**L. S. Galowin**, National Institute of Standards and Technology  
**C. J. Gomez**, The American Society of Mechanical Engineers  
**R. I. Greenwald**, Sunroc Corporation  
**G. Gress**, Building Officials and Code Administrators International, Inc.  
**P. J. Higgins**, PJ Higgins & Associates, Inc.  
**D. E. Holloway**, United States Testing Co., Inc.  
**M. Klimboff**, Consultant  
**M. T. Kobel**, IAMPO  
**L. M. Kriegbaum**, *Alternate*, Underwriters Laboratories, Inc.  
**J. W. Lauer**, Sloan Valve Co.  
**R. M. Martin**, California Energy Commission  
**P. Meikle**, Underwriters Laboratories, Inc.  
**L. A. Mercer**, Moen, Inc.  
**S. Rawalpindiwalla**, Kohler Co.  
**S. Remedios**, Delta Faucet Co.  
**J. A. Sargent**, *Alternate*, Kohler Co.  
**G. L. Simmons**, Charlotte Pipe and Foundry  
**W. M. Smith**, Jay R. Smith Industries, Inc.  
**D. W. Viola**, Plumbing Manufacturers Institute  
**R. E. White**, Richard E. White & Associates  
**W. C. Whitehead**, Plumbing & Drainage Institute

## PERSONNEL OF A112 PROJECT TEAM 6.7 — FLOOR SINKS

**W. M. Smith**, *Project Team Leader*, Jay R. Smith Industries, Inc.

**W. C. Whitehead**, *Secretary*, Plumbing & Drainage Institute

**G. J. Flegel**, Consultant

**R. L. George**, SmithGroup, Inc.

**M. T. Kobel**, IAMPO

**D. W. Viola**, Plumbing Manufacturers Institute

# CONTENTS

Foreword .....	iii
Standards Committee Roster .....	iv
<b>1 General</b> .....	<b>1</b>
1.1 Scope .....	1
1.2 Units of Measurement .....	1
1.3 Reference Standards .....	1
1.4 Floor Sink .....	1
<b>2 General Requirements</b> .....	<b>1</b>
2.1 Floor Sink .....	1
2.2 Epoxy Coating .....	2
2.3 Detail Requirements for PVC .....	2
<b>3 Floor Sink Types and Sizes</b> .....	<b>2</b>
3.1 Illustrations .....	2
3.2 Floor Sinks Without Anchor Flanges .....	2
3.3 Floor Sinks With Anchor Flanges .....	2
3.4 Grate Configurations .....	2
<b>4 Outlet Size and Connection</b> .....	<b>2</b>
<b>5 Testing</b> .....	<b>2</b>
5.1 Enameled Cast Iron Floor Sink .....	2
5.2 Specular Gloss of the Epoxy Coating .....	3
5.3 Acid Test for the Epoxy Coating .....	3
5.4 Flexibility of the Epoxy .....	3
<b>6 Marking and Identification</b> .....	<b>3</b>
<b>Figures</b>	
1 Floor Sink .....	4
2 Floor Sink With Seepage Flange .....	4
3 Round Floor Sink .....	5
4 Round Floor Sink With Seepage Flange .....	5
5 Flanged Floor Sink .....	5
6 Flangeless Floor Sink .....	5
7 Floor Sink With Waterproof Membrane .....	6
8 Full Grate .....	6
9 Three Quarter Grate .....	6
10 Half Grate .....	6

# ENAMELED AND EPOXY COATED CAST IRON AND PVC PLASTIC SANITARY FLOOR SINKS

## 1 GENERAL

### 1.1 Scope

This Standard applies to enameled and epoxy coated cast iron and PVC plastic sanitary floor sinks and includes requirements for material, construction, inspection, testing, and marking.

The provisions of this Standard are not intended to prevent the use of any alternate materials or methods of construction, provided any such alternate meets the intent of this Standard.

### 1.2 Units of Measurement

Values are stated in U.S. Customary units and the International System of Units (SI). The U.S. Customary units shall be considered as the standard.

### 1.3 Reference Standards

The following standards are referenced in this document. Unless otherwise specified, the latest edition shall apply.

ASME A112.19.1, Enameled Cast Iron Plumbing Fixtures

ASME A112.21.1<sup>1</sup>, Floor Drains

Publisher: American Society of Mechanical Engineers (ASME), Three Park Avenue, New York, NY 10016; Order Department: 22 Law Drive, Box 2300, Fairfield, NJ 07007-2300.

ASTM A 888, Hubless Cast Iron Soil Pipe and Fittings for Sanitary and Storm Drain, Waste and Vent Piping Applications

ASTM D 522, Mandrel Bend Test of Attached Organic Coatings

ASTM D 523, Test Method for Specular Gloss

ASTM D 1784, Rigid Poly (Vinyl Chloride) (PVC) Compounds and Chlorinated Poly (Vinyl Chloride) (CPVC) Compounds

ASTM D 2665, Poly (Vinyl Chloride) (PVC) Plastic Drain, Waste and Vent Pipe and Fittings

Publisher: American Society for Testing and Materials (ASTM), 100 Barr Harbor Drive, West Conshohocken, PA 19428

ANSI Z124.6, Plastic Sinks

Publisher: International Association of Plumbing and Mechanical Officials (IAPMO), 20001 E. Walnut Drive, Walnut, CA 91789-2825

### 1.4 Floor Sink

As covered in this Standard, a floor sink is a receptor drain that is designed and installed for the purpose of draining indirect waste to the sanitary drainage system.

## 2 GENERAL REQUIREMENTS

### 2.1 Floor Sink

The floor sink shall conform to the general requirements outlined in Section 4 and surface shall be examined for blemishes in accordance with Section 6 of ASME A112.19.1.

**2.1.1 Floor Sink Drain Body.** The drain body shall be smooth with rounded corners to eliminate bacterial catching surfaces.

**2.1.2 Plastic Floor Sinks.** The PVC plastic floor sinks shall conform to the general requirements outlined in Section 2 and workmanship and finish outlined in Section 3 of ANSI Z124.6.

**2.1.3 Strainers and Grates.** The strainers and grates shall be accessible and removable for cleaning and maintenance. Grates must be aligned properly.

<sup>1</sup> A revision of ASME A112.21.1 is being prepared and will be designated ASME A112.6.3.

## 2.2 Epoxy Coating

The visible surface after installation of each floor sink shall be acid-resisting epoxy, thoroughly fused to the cast iron base. It shall be free from flaws that may effect the appearance or serviceability of the floor sink. The epoxy surface shall be examined for blemishes in accordance with Section 6 of ASME A112.19.1.

**2.2.1 Surface Epoxy.** The surface epoxy, visible after installation, shall be glossy to the extent that it will have a 1.05 rad. (60 deg.) specular gloss of not less than 60 when tested in accordance with para. 5.2.

**2.2.2 Epoxy Thickness.** The thickness of the epoxy coating, as measured on a flat surface at least 1 in. (25 mm) from any edge shall not be less than 4 mils (0.1 mm).

**2.2.3 Acid Resistance.** The epoxy coating shall be acid resisting when tested in accordance with para. 5.3.

**2.2.4 Epoxy Flexibility.** The epoxy shall be flexible when tested in accordance with para. 5.4.

## 2.3 Detail Requirements for PVC

All floor sinks plastic parts shall be of PVC material.

**2.3.1 PVC Floor Sinks.** All PVC floor sinks shall be made of a single PVC virgin compound except as provided in para. 2.3.2 and shall conform to the requirements specified in ASTM D 1784 for a PVC 12454 compound.

**2.3.2 Reworked Plastic.** Clean, reworked plastic generated from the manufacturer's own PVC 12454 products may be used provided the floor sinks produced meet the requirements of this Standard.

**2.3.3 Grates.** The grates must be aligned properly and fastened by accompanying screws, unless floor sink design is for loose set installation.

**2.3.4 Screws.** All screws shall be made of corrosion resistant material.

**2.3.5 Dimensions.** PVC floor sink dimensions shall conform to the socket and spigot dimensions as specified in ASTM D 2665.

**2.3.6 Open Area.** The grates and strainers shall comply to the open area requirements of ASME A112.21.1.

**2.3.7 Top Loading.** Top loading classifications for grates shall be in accordance with ASME A112.21.1.

## 3 FLOOR SINK TYPES AND SIZES

### 3.1 Illustrations

The floor sink type and sizes illustrated in Figs. 1 through 4 are commonly cast iron and Figs. 5 through 7 are commonly PVC, but other type materials may be provided. Those illustrated represent a selection for ordinary types and may be provided with a variety of tops. Top grates shall meet the requirements of ASME A112.21.1.

### 3.2 Floor Sinks Without Anchor Flanges

Floor sinks without anchor flanges are for use where anchoring or clamping of a waterproof membrane is not required.

### 3.3 Floor Sinks With Anchor Flanges

Floor sinks with anchor flanges are for use where anchoring or clamping of a waterproof membrane is required. The membrane is to be secured to the anchor flange with flange clamps. Provisions shall be made in the drain body for weepholes. They shall be cast in the cast iron body and drilled in the PVC body if necessary (see Figs. 5 through 7).

### 3.4 Grate Configurations

Grate configurations shall be either full,  $\frac{3}{4}$ , or  $\frac{1}{2}$  design. See Figs. 8 through 10. Direction of slots may vary depending on the manufacturer.

## 4 OUTLET SIZE AND CONNECTION

Outlet size and connections shall be in accordance with ASME A112.21.1 and/or ASTM A 888. PVC shall also be in accordance with ASTM D 2665.

## 5 TESTING

### 5.1 Enameled Cast Iron Floor Sink

Enameled cast iron floor sinks shall be subjected to the tests outlined in Section 7, ASME A112.19.1, with the exception of the Lavatory Overflow Test (para. 7.5).

## 5.2 Specular Gloss of the Epoxy Coating

The specular gloss of the epoxy shall be determined in accordance with ASTM D 523 for 1.05 rad (60 deg).

## 5.3 Acid Test for the Epoxy Coating

The acid test for the epoxy coating shall be a fresh solution made of one (1) part citric acid crystals to ten (10) parts water by weight applied to the surface of the epoxy coating for 15 minutes, at the end of which period, after washing and drying, there shall be no loss of epoxy. The floor sink and acid solution shall have been stored for not less than 3 hr immediately preceding the test in an atmosphere of 80°F ±10°F (26.67°C ±5.55°C). The test shall be applied to a clean

area, in a pool of several drops and covered with a watch glass to hold the solution in place.

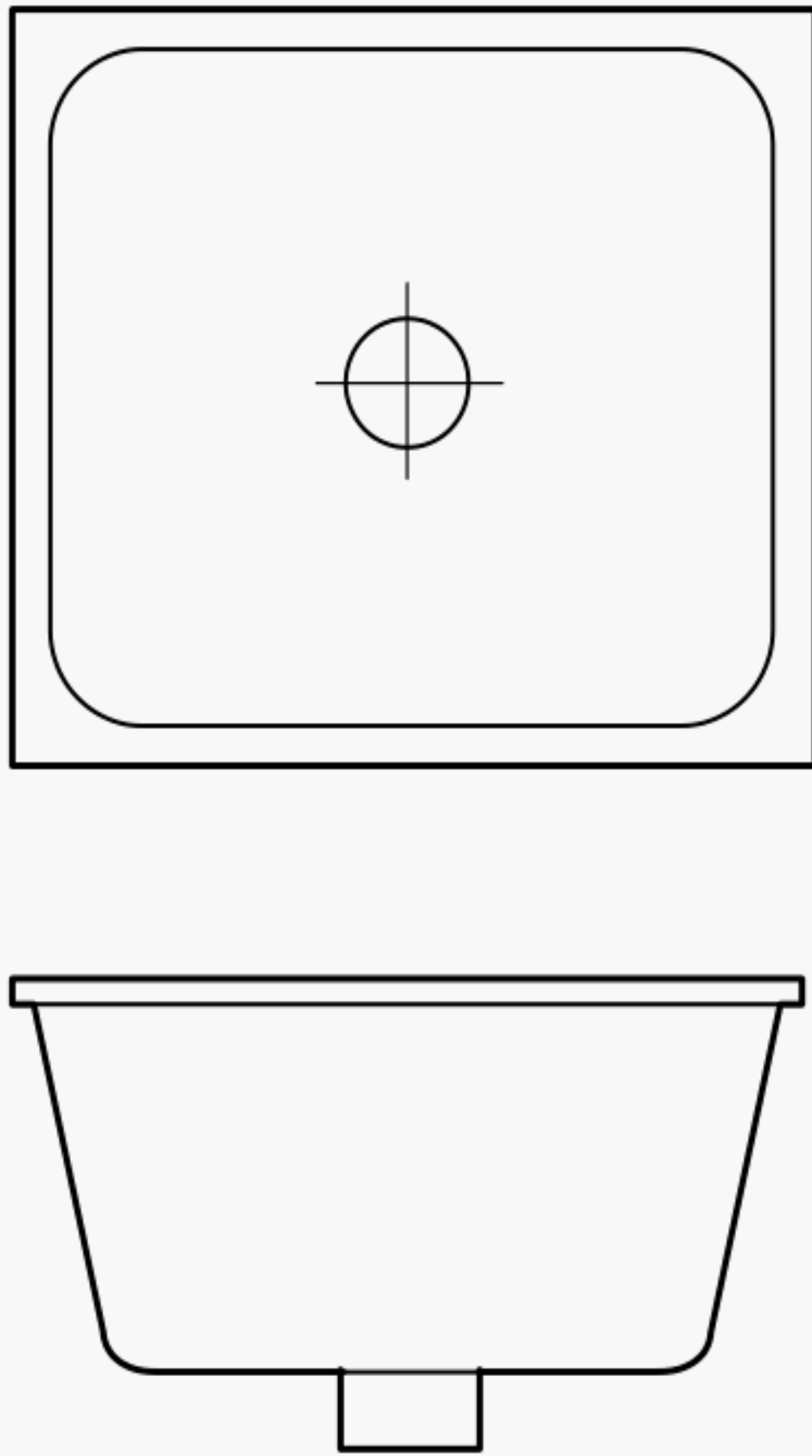
## 5.4 Flexibility of the Epoxy

The flexibility of the epoxy shall be in accordance with ASTM D 522, 180 deg around a  $\frac{1}{4}$  in. (6.4 mm) mandrel.

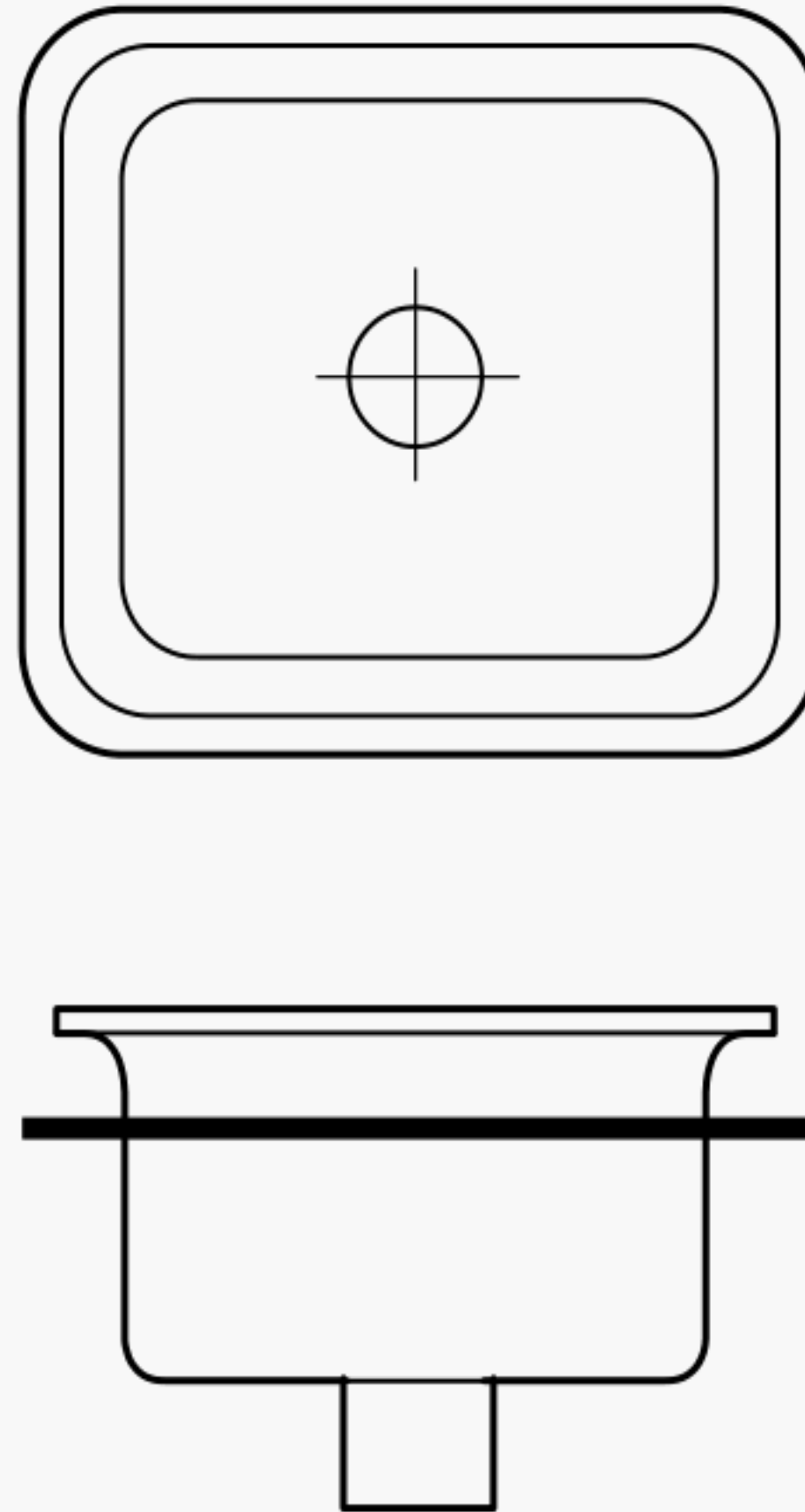
## 6 MARKING AND IDENTIFICATION

Floor sinks shall be marked with the following and shall be visible after installation when the markings are not detrimental to the finish or appearance.

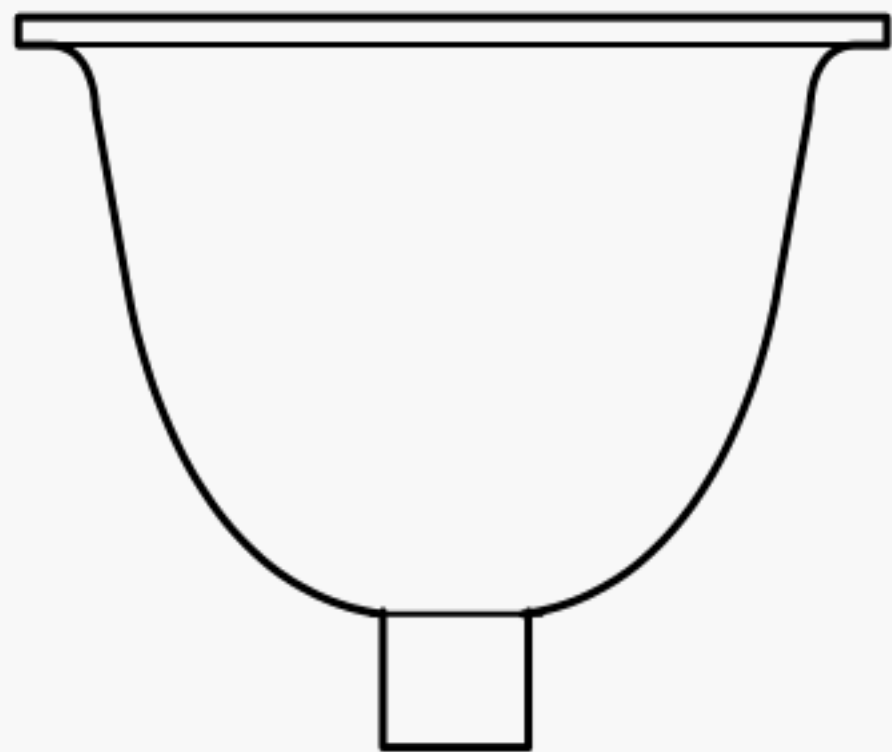
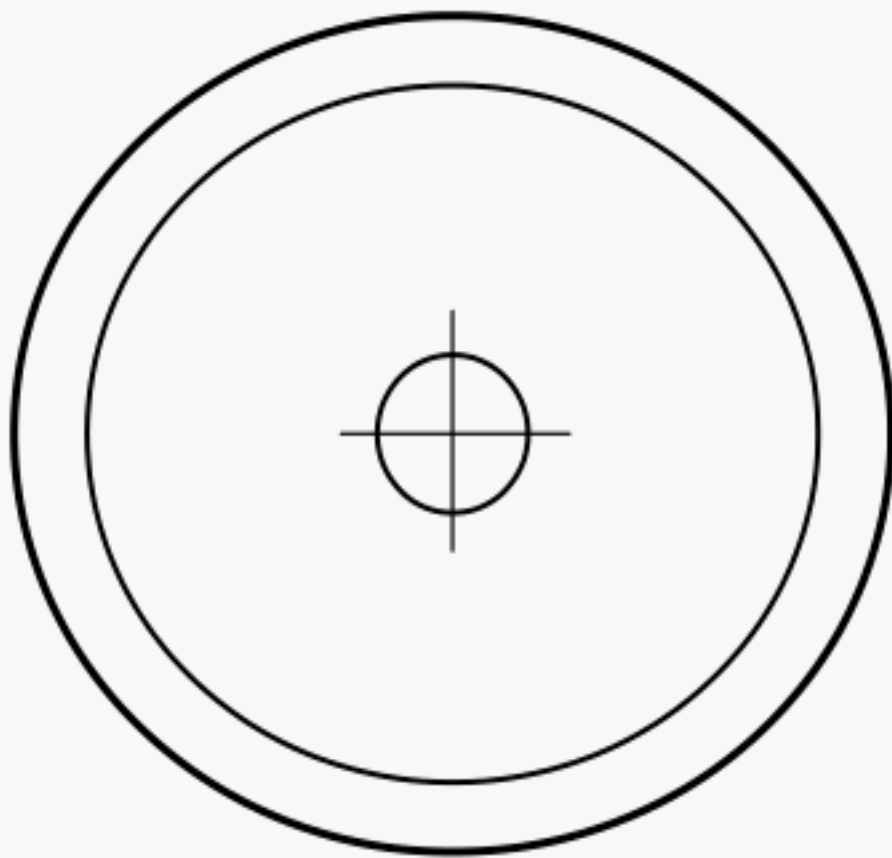
- (a) Manufacturer's name or trademark; and
- (b) Model number



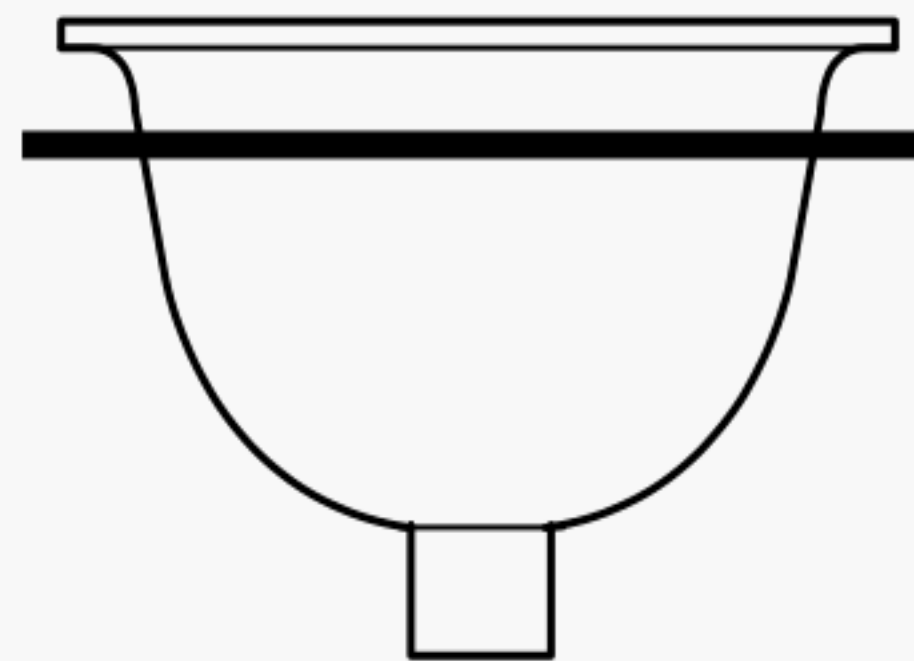
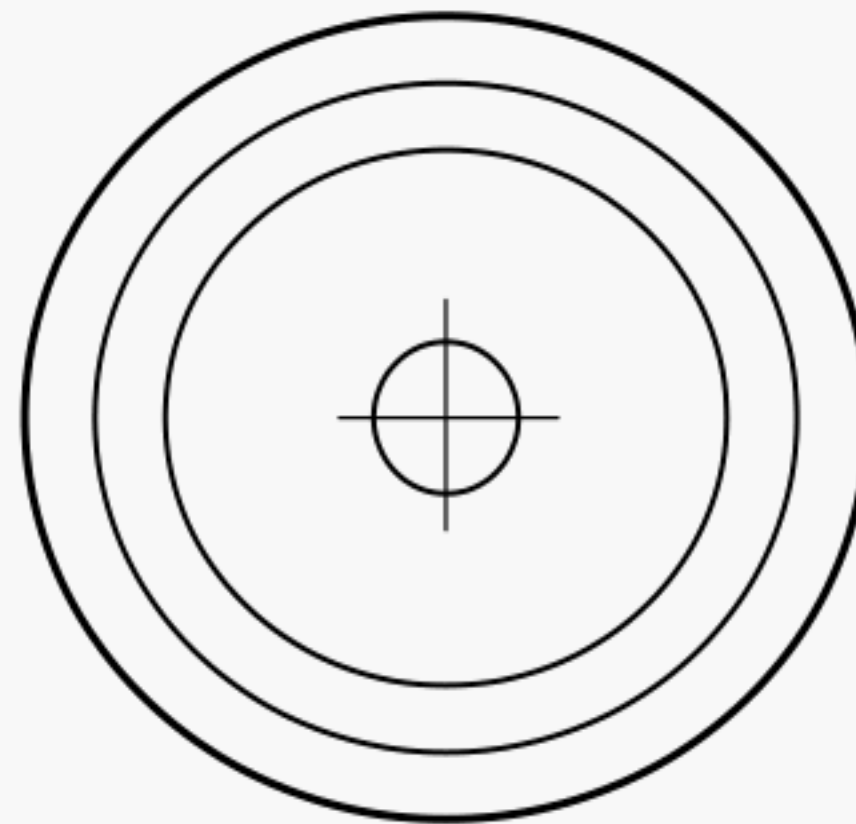
**FIG. 1 FLOOR SINK**



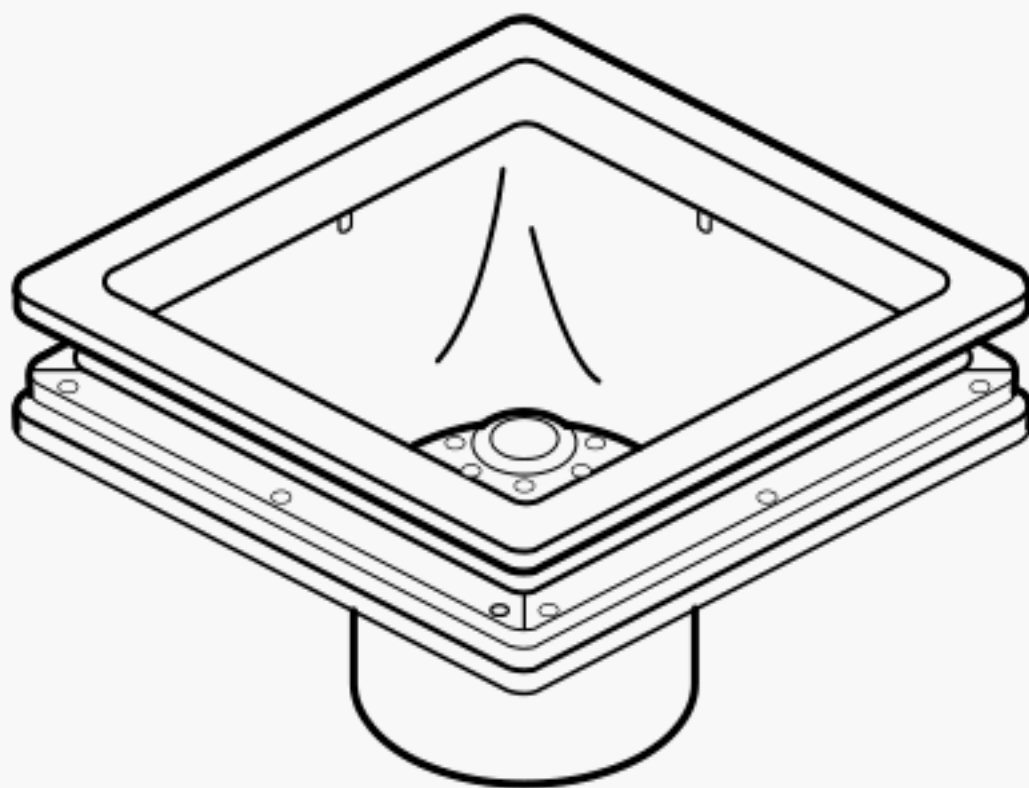
**FIG. 2 FLOOR SINK WITH SEEPAGE FLANGE**



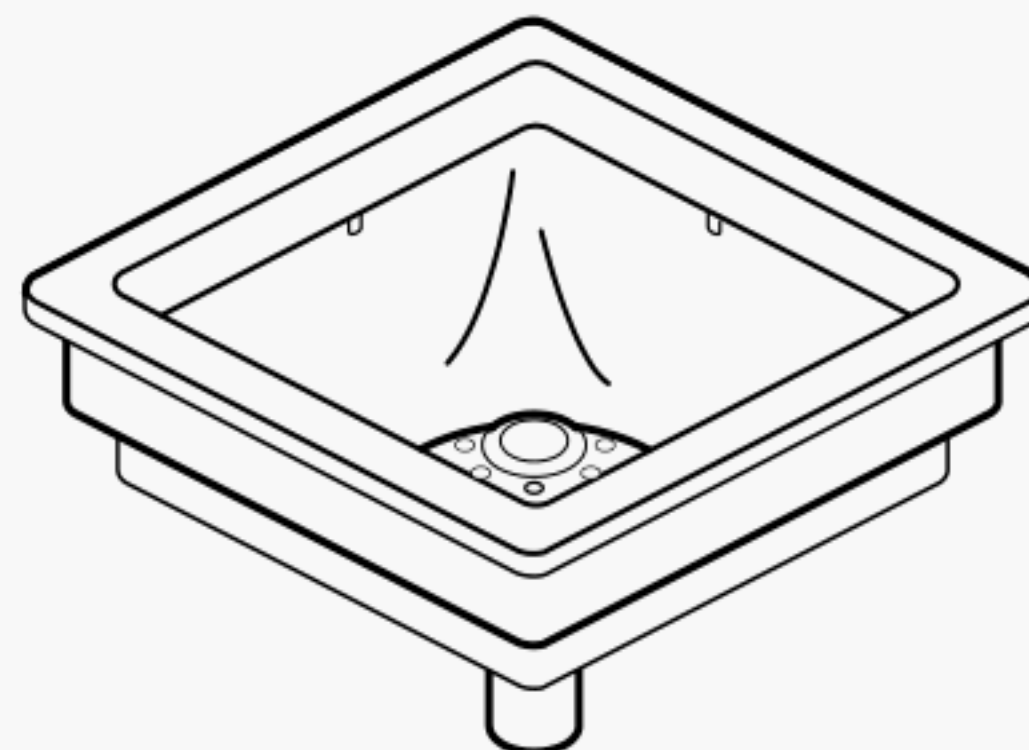
**FIG. 3 ROUND FLOOR SINK**



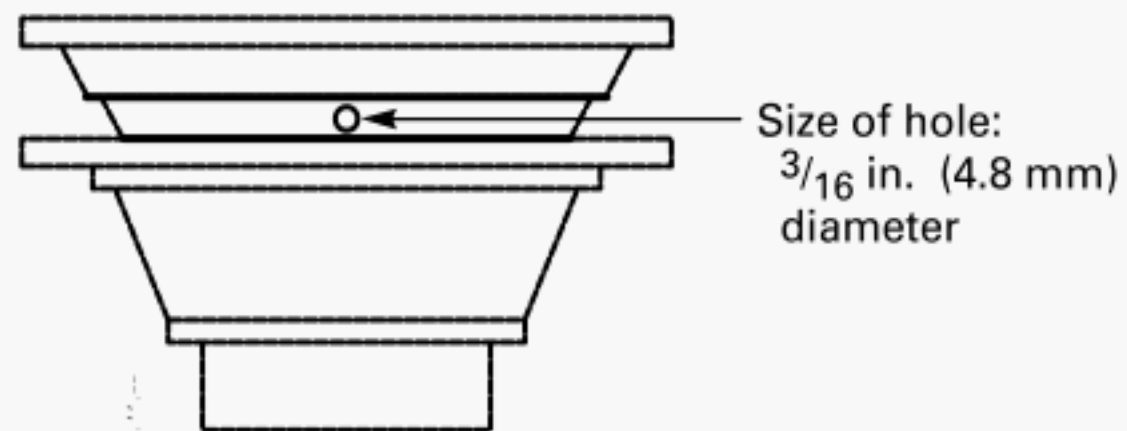
**FIG. 4 ROUND FLOOR SINK WITH SEEPAGE  
FLANGE**



**FIG. 5 FLANGED FLOOR SINK**

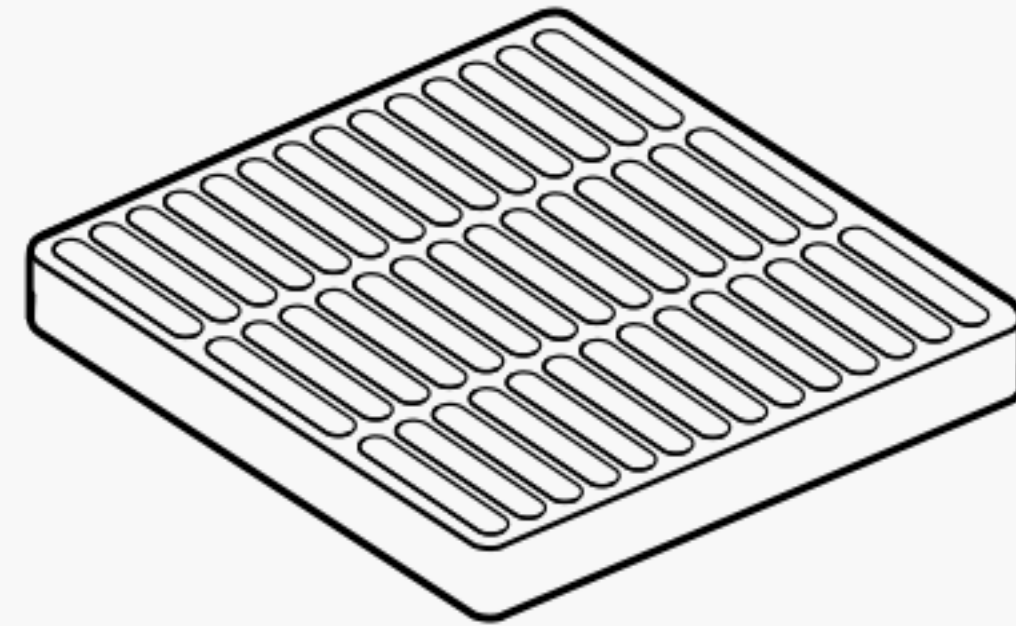


**FIG. 6 FLANGELESS FLOOR SINK**

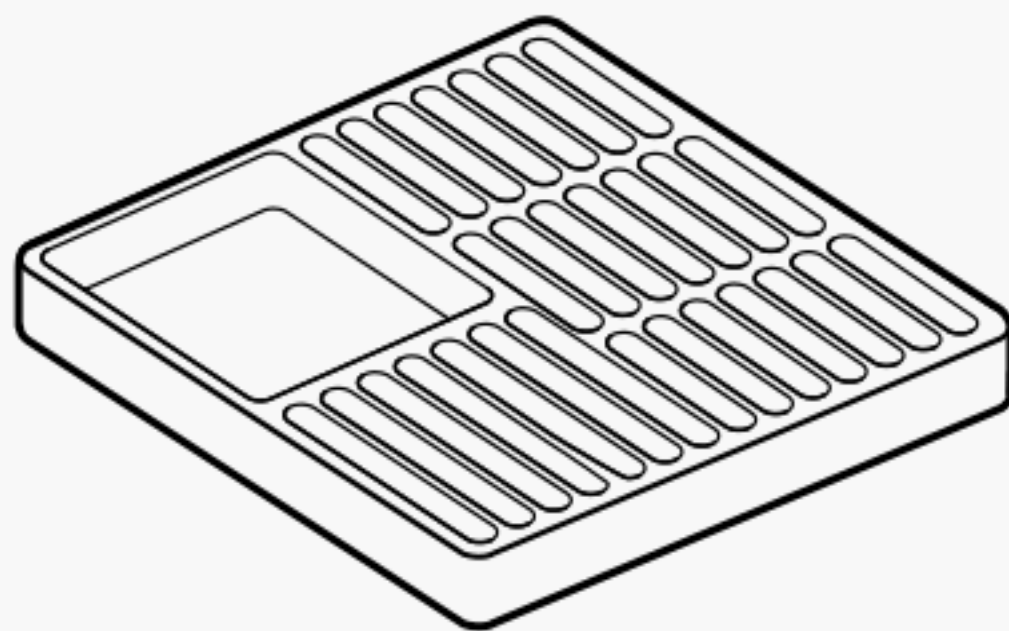


GENERAL NOTE: When using a waterproof membrane, drill holes on the floor sink body (where indicated) before installing the floor sink to the piping system.

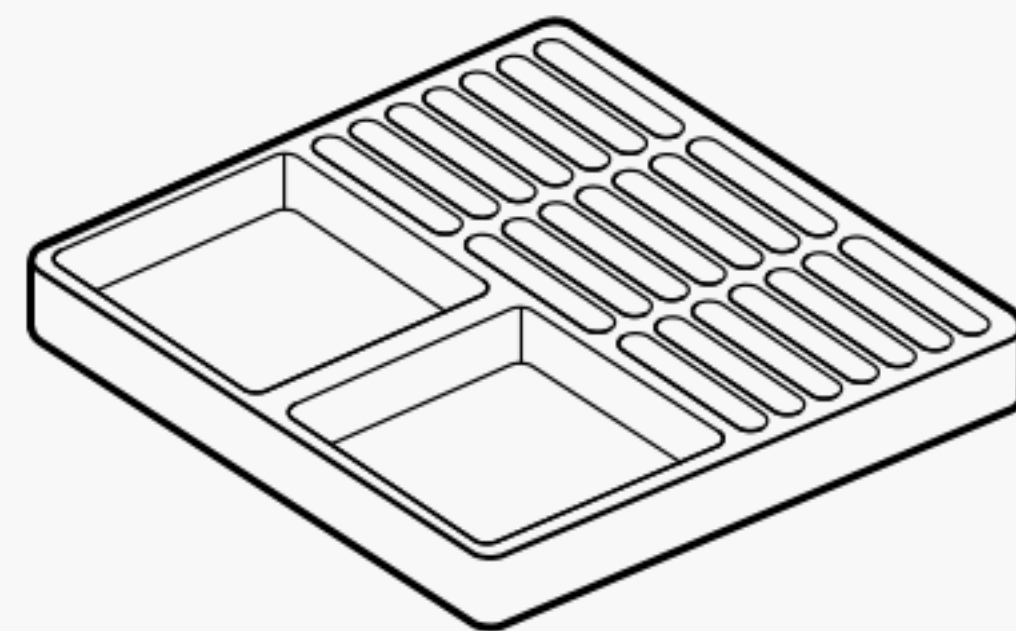
**FIG. 7 FLOOR SINK WITH WATERPROOF MEMBRANE**



**FIG. 8 FULL GRATE**



**FIG. 9 THREE QUARTER GRATE**



**FIG. 10 HALF GRATE**

## ASME STANDARDS RELATED TO PLUMBING

Air Gaps in Plumbing Systems.....	A112.1.2-1991(R1998)
Air Gap Fittings for Use With Plumbing Fixtures, Appliances, and Appurtenances .....	A112.1.3-2000
Performance Standard and Installation Procedures for Stainless Steel Drainage Systems for Sanitary, Storm, and Chemical Applications, Above and Below Ground .....	A112.3.1-1993
Macerating Toilet Systems and Related Components.....	A112.3.4-2000
Water Heater Relief Valve Drain Tubes .....	A112.4.1-1993(R1998)
Plastic Fittings for Connecting Water Closets to the Sanitary Drainage System .....	A112.4.3-1999
Floor-Affixed Supports for Off-the-Floor Plumbing Fixtures for Public Use.....	A112.6.1M-1997
Framing-Affixed Supports for Off-the-Floor Water Closets With Concealed Tanks .....	A112.6.2-2000
Enameled and Epoxy Coated Cast Iron and PVC Plastic Sanitary Floor Sinks .....	A112.6.7-2001
Backwater Valves.....	A112.14.1-1975(R1998)
Grease Interceptors.....	A112.14.3-2000
Plumbing Fixture Fittings .....	A112.18.1-2000
Performance Requirements for Backflow Protection Devices and Systems in Plumbing Fixture Fittings .....	A112.18.3M-1996
Flexible Water Connectors .....	A112.18.6-1999
Deck-Mounted Bath/Shower Transfer Valves With Integral Backflow Protection .....	A112.18.7-1999
Enameled Cast Iron Plumbing Fixtures .....	A112.19.1M-1994(R1999)
Vitreous China Plumbing Fixtures.....	A112.19.2M-1998
Stainless Steel Plumbing Fixtures (Designed for Residential Use).....	A112.19.3-2000
Porcelain Enameled Formed Steel Plumbing Fixtures.....	A112.19.4M-1994(R1999)
Trim for Water-Closet Bowls, Tanks, and Urinals .....	A112.19.5-1999
Hydraulic Performance Requirements for Water Closets and Urinals.....	A112.19.6-1995
Whirlpool Bathtub Appliances .....	A112.19.7M-1995
Suction Fittings for Use in Swimming Pools, Wading Pools, Spas, Hot Tubs, and Whirlpool Bathtub Appliances.....	A112.19.8M-1987(R1996)
Non-Vitreous Ceramic Plumbing Fixtures.....	A112.19.9M-1991(R1998)
Dual Flush Devices for Water Closets .....	A112.19.10-1994
Wall Mounted and Pedestal Mounted, Adjustable and Pivoting Lavatory and Sink Carrier Systems.....	A112.19.12-2000
Bathtub/Whirlpool Bathtubs With Pressure Sealed Doors .....	A112.19.15-2001
Floor Drains .....	A112.21.1M-1991(R1998)
Roof Drains.....	A112.21.2M-1983
Hydrants for Utility and Maintenance Use.....	A112.21.3M-1985(R1995)
Cleanouts .....	A112.36.2M-1991(R1998)

*The ASME Publications Catalog shows a complete list of all the Standards published by the Society. For a complimentary catalog, or the latest information about our publications, call 1-800-THE-ASME (1-800-843-2763).*

## ASME Services

ASME is committed to developing and delivering technical information. At ASME's Information Central, we make every effort to answer your questions and expedite your orders. Our representatives are ready to assist you in the following areas:

ASME Press  
*Codes & Standards*  
Credit Card Orders  
IMEchE Publications  
Meetings & Conferences  
Member Dues Status

Member Services & Benefits  
Other ASME Programs  
Payment Inquiries  
Professional Development  
Short Courses  
Publications

Public Information  
Self-Study Courses  
Shipping Information  
Subscriptions/Journals/Magazines  
Symposia Volumes  
Technical Papers

### How can you reach us? It's easier than ever!

There are four options for making inquiries\* or placing orders. Simply mail, phone, fax, or E-mail us and an Information Central representative will handle your request.

*Mail*  
**ASME**  
22 Law Drive, Box 2900  
Fairfield, New Jersey  
07007-2900

*Call Toll Free*  
**US & Canada:** 800-THE-ASME  
(800-843-2763)  
**Mexico:** 95-800-THE-ASME  
(95-800-843-2763)  
**Universal:** 973-882-1167

*Fax-24 hours*  
973-882-1717  
973-882-5155

*E-Mail-24 hours*  
Infocentral  
@asme.org

- \* Information Central staff are not permitted to answer inquiries about the technical content of this code or standard. Information as to whether or not technical inquiries are issued to this code or standard is shown on the copyright page. All technical inquiries must be submitted in writing to the staff secretary. Additional procedures for inquiries may be listed within.

ISBN 0-7918-2709-7



9 780798 12709



J16101